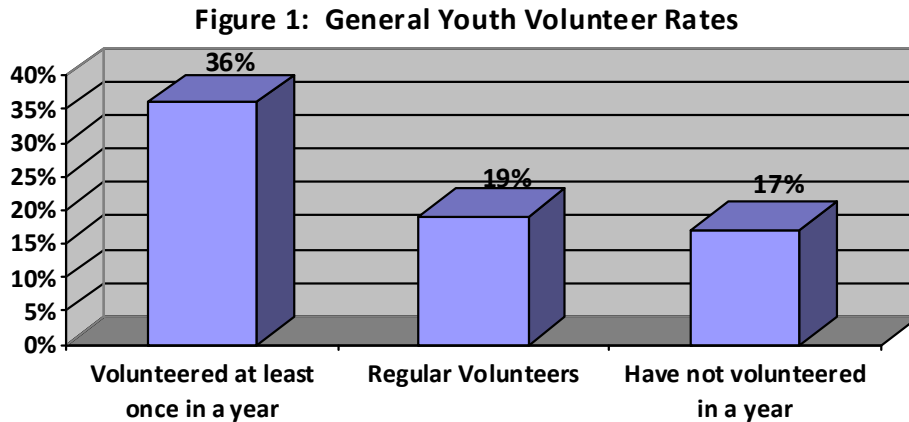


## Youth Volunteerism

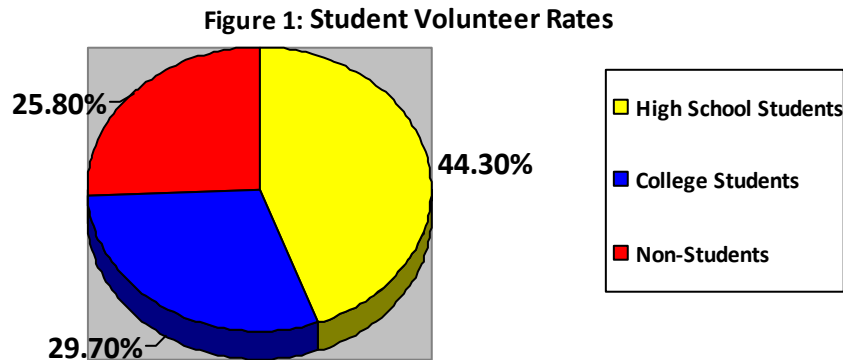
In a survey conducted by the Center for Information and Research on Civic Learning and Engagement (CIRCLE), a little over one-third of young people indicated that they volunteered at least once in the 12 months before they were surveyed. However, regular volunteering, volunteering at least 12 weeks per year or on a regular basis, is still below one-quarter of the youth population. Figure 1 displays youth volunteer rates by frequency.



Source: Mark Hugo Lopez and Karlo Marcelo. 2007. *Volunteering Among Young People*. CIRCLE, pg 10. [civicyouth.org](http://civicyouth.org)

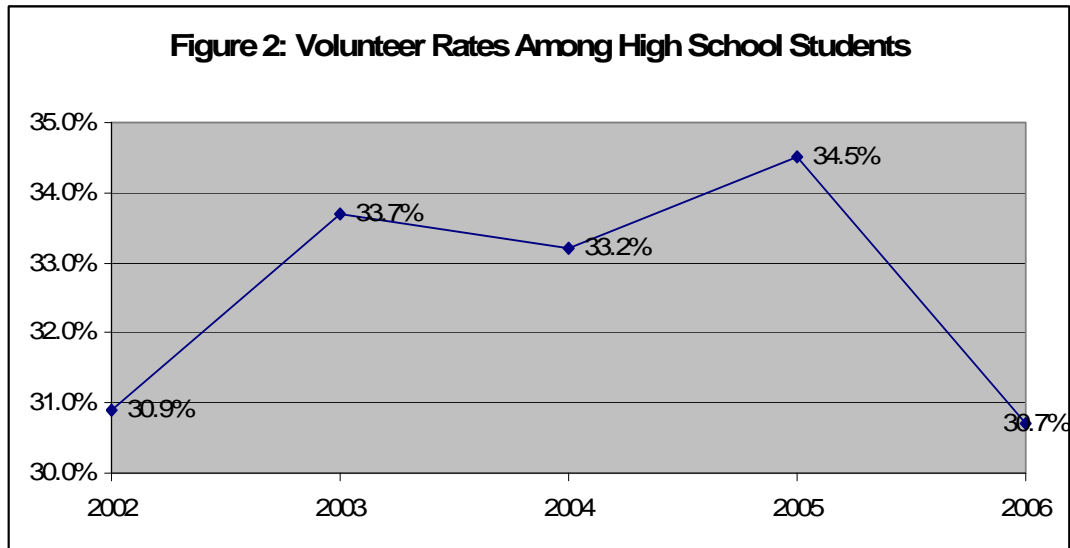
## Student Volunteers

Survey research conducted by CIRCLE indicates that most young people who volunteered in the past year were high school students. 12<sup>th</sup> graders have the highest rate of volunteering, making up more than 75% of the 44.3% high school students who volunteered. Figure 1 shows the distribution of volunteer rates among high school and college students and non-students.



Source: *Volunteering Among High School Students*, (CIRCLE, 2007) by Karlo Barrios Marcelo.

Figure 2 shows the volunteer rate of high school students between 2002 and 2006 and indicates that the rate of volunteering was relatively stable between 2003 and 2005. Between 2005 and 2006, however, there was a drastic decline in the percentage of high school students who volunteer.



Source: *Volunteering Among High School Students*, (CIRCLE, 2007) by Karlo Barrios Marcelo. pg. 1